From: Justin Redfern
To: help;
Subject: ClickPOS | Upgrade Scheduled - Notice Included
Date: Thursday, 9 April 2009 1:27:43 PM
Attachments: image007.png
image013.png

ClickPOS Upgrade Notice

Upgrade Scheduled
System availability during upgrade

Thursday 15-04-2009 12am AEST
Automatic upgrade.
The upgrade will be performed automatically.

ClickPOS are pleased to announce that your business will be upgraded to our fresh new look, VERY SOON!

The system has now evolved by offering a solution within a more secure platform (Microsoft's .NET)

This will offer more flexibility, while allowing you to flow through your day more efficiently.

NEW LOGIN ADDRESS AS OF 15/04/2009: http://www.clickpos.net/login/login.aspx (Bookmark)

CONTENT OF UPGRADE

1. HOME | LOGIN PAGE
2. HOME | MAIN MENU
3. ACCOUNTS | DAILY RECONCILIATION
4. ACCOUNTS | PAYABLES & RECEIVABLES
5. STOCK | MIN / MAX ORDER LEVELS

Home | Login Page

Impact: High ~ Medium
Directed To: All Users

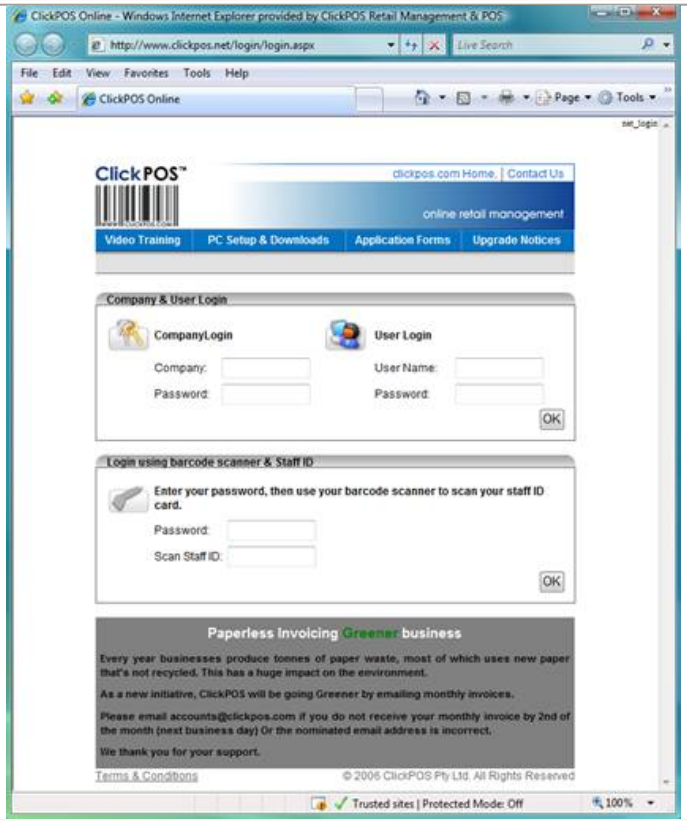

ClickPOS users will be required to use the following address to access the ClickPOS website:

http://www.clickpos.net/login/login.aspx

The login screen will look and function the same way as it had previously, resulting in minimal impact or changes to your business process.

Any error messages displayed should be Immediately forwarded to help@clickpos.com for resolution.

Home | Main Menu

Impact: Medium
Directed To: All Users

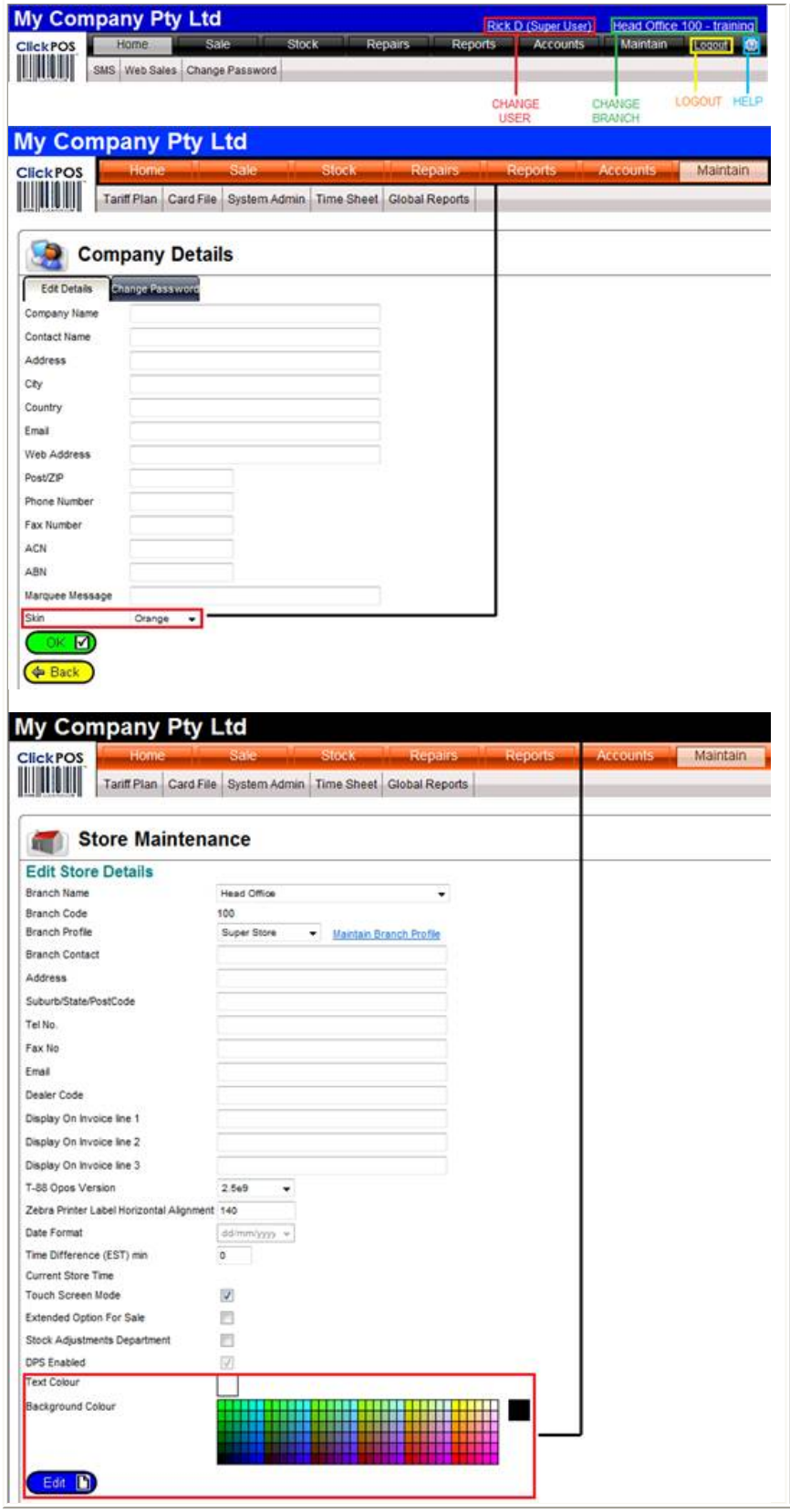

The menu system has been redesigned for easier navigation and functionality, and replaces the menu previously located along the left-hand side of the the screen.

Menu can be colour coded to conform with business themes, or for easier reading.

To change the upper section, go to "Maintain > System Admin > Company Details" - select the "Skin" colour you wish to use and click "OK" (refer to image on the left).

To change the lower section, go to "Maintain > System Admin > Store Details" - select the background colour and/or text colour and click "EDIT" (refer to the image below).

All other menus continue to look and function as normal, with a refreshed look and uniform text across all buttons.

Changing branches and users is now simply a matter of clicking on either the branch or user you wish to change and selecting the new one (N.B - This will require the new user to enter their password as before).

Logout continues to have its own button and Help has now been reduced to the "?" icon displayed next to the Logout function.

As with the login page, any issues or error messages need to be forwarded to help@clickpos.com for resolution.

Accounts | Daily Reconciliation

Impact: Medium
Directed To: Stock Manager, Store Manager, Accounts

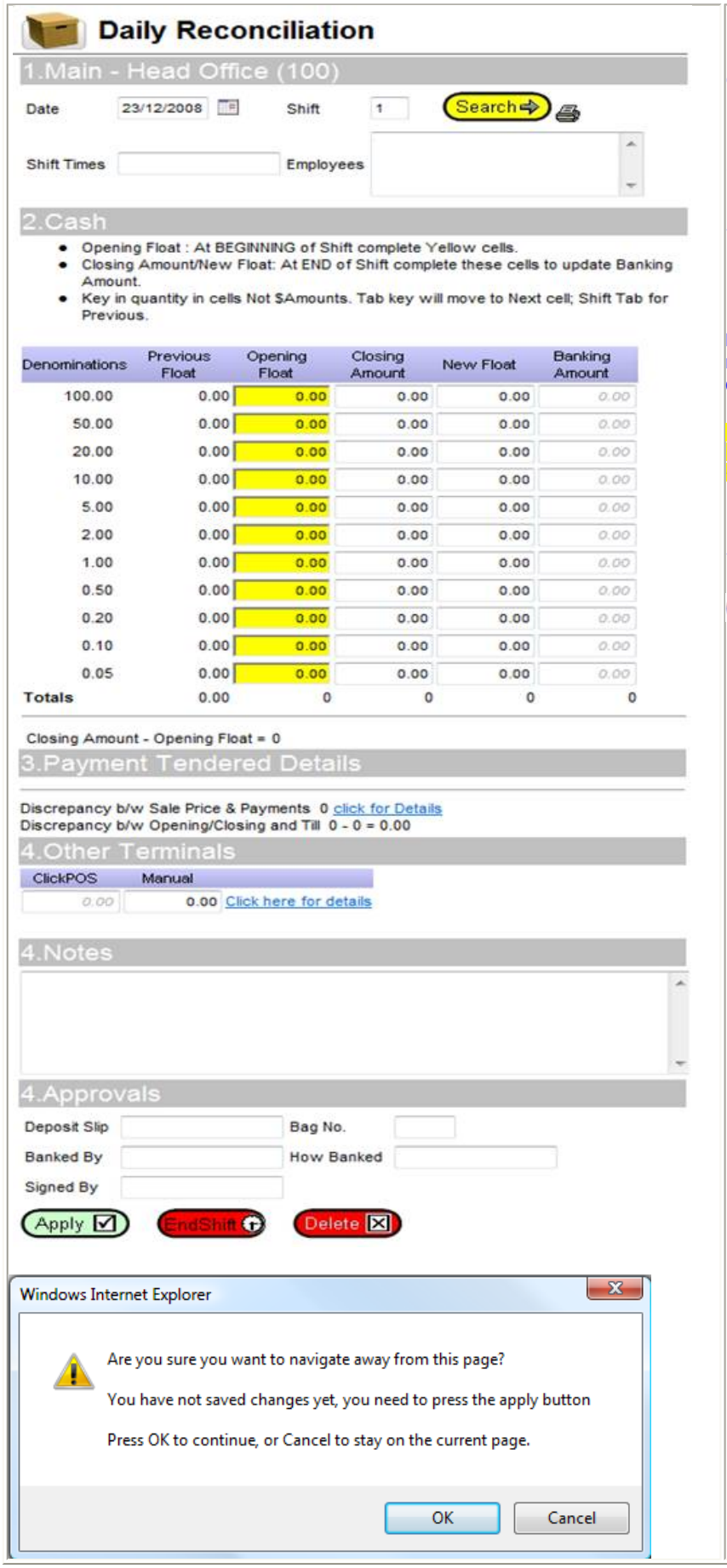

Daily Reconciliation has been refreshed, with a similar look to the previous version.

Core functionality remains the same as before.

Users must now click the 'Apply' button to save data entered into cells.

In the event that a user navigates away from the page, Daily Reconciliation now prompts the user to confirm that the data has not yet been saved. Refer to the image at the bottom left.

IMPORTANT: You are required to enable 2 new reports for this screen to generate full details and discrepancy info.

Produce Daily Activity Sales (1-1)
Daily Reconcile Discrepancy (4-4)

For video and document based training on Daily Reconciliation, please click the following links:

Accounts | Payables and Receivables

Impact: High
Directed To: Accounts Departments

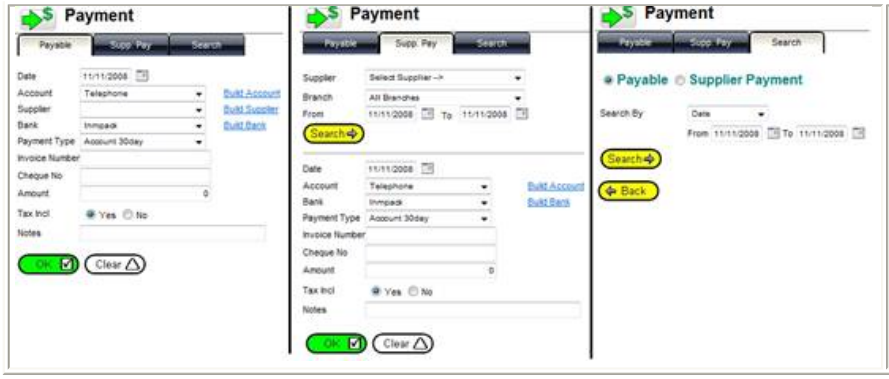

All payment related options have been consolidated under the option "Payment".

Receivables has undergone the same changes and is labelled as such.

Building suppliers can now be performed directly within these sections as opposed to being a separate option in the previous version.

Stock | Min/Max Order Levels

Impact: High
Directed To: Stock Manager

Minimum and Maximum stock levels can now be adjusted for phones by colour/ supplier product code as well.

This is performed from "Maintain -> Tariff Plan -> Plan Template -> Phones"

DEMO SITE To preview the new changes prior to upgrade date, please visit our demo site	
website	www.clickpos.net/login/login.aspx
Company login	myco
Company password	myco
User Login	myco1 – myco9
User Password	password

If you have any questions, queries or suggestions, please forward to help@clickpos.com or call +61 3 9092 5300

Kind Regards,
The ClickPOS Team

Justin Redfern
Business Development
Customer Liaison +61 433 88 99 75
jredfern@clickpos.com

ClickPOS™
www.clickpos.com

ClickPOS Pty Ltd
215 Rouse St. Port Melbourne
Vic. 3207 Australia
Tel : +61 3 9092 5300
Fax: +61 3 9676 9444

help@clickpos.com
sales@clickpos.com
accounts@clickpos.com
hr@clickpos.com
www.clickpos.com